



(for A Type only)



(for B/C Type only)



Household



ECO



Solar



PV



Scalable Energy

Features

- Pure sine wave output (THD <5%)
- MPPT tracking efficiency up to 99.9%
- CEC weighted average efficiency up to 96.5%
- Maximum DC input voltage is 60V
- Equipped with various protections such as GFDI, surge protection
- IP67 protection level
- -40°C to 65°C operating temperature
- APP monitoring with built-in WiFi or PLC communication methods
- Real-time control of plant operation status
- Automatic high temperature and fault warning
- Easy Installation, MC4 Plug & Play
- 10-year warranty (25-year warranty for B/C type)

Description

The PV-SMI-1000 is a 1000VA micro-inverter that supports dual-channel input with up to 750W per solar module, compatible with 99% of PV module models on the market. Equipped with independent MPPT technology, it achieves 99.5% tracking efficiency to maximize power generation under complex lighting conditions. Featuring built-in PLC/Wi-Fi communication, it enables real-time monitoring via APP/Web interfaces and offers automatic fault alarm/localization to enhance operational efficiency. Its standardized plug-and-play QC4 interface ensures "zero professional expertise required" for installation and expansion. With IP67 protection rating, it withstands extreme temperatures, humidity, salt spray, and dusty environments, making it adaptable to various photovoltaic systems.

Model Encoding

PV - SMI - 1000
A

- Output voltage type { A: 230Vac
B: 208Vac
C: 240Vac
- Rated power
- Series name
- Product classification (PV: photovoltaics)

Applications

- Rooftop photovoltaic system
- Balcony energy storage system
- Floating Photovoltaic System
- Small commercial photovoltaic system

Global Trade Item Identifier

- MW Search: <http://www.meanwell.com.cn/serviceGTIN.aspx>



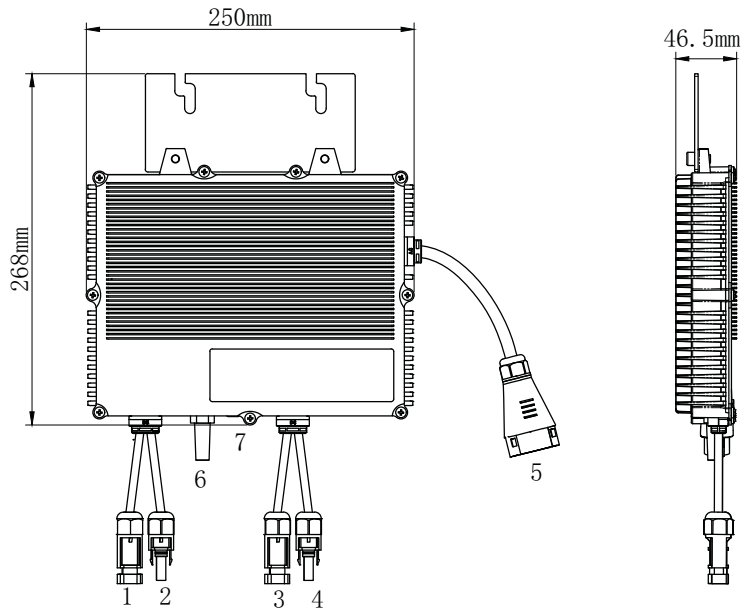
1000VA PV Grid-tied Micro Inverter

PV-SMI-1000 series

Specification	PV-SMI-1000A		PV-SMI-1000B	PV-SMI-1000C
DC INPUT				
PV POWER	2x750W			
MPPT VOLTAGE RANGE	22-55V			
STARTING VOLTAGE	24V			
VOLTAGE(MAX.)	60V			
CURRENT(MAX.)	2x18A	2x20A		
AC OUTPUT				
POWER(PEAK)	1000VA			
POWER(CONTINUOUS)	1000VA	832VA	960VA	
VOLTAGE Note.1	230V	208V	240V	
CURRENT	4.4A	4A		
POWER FACTOR	>0.99(full load)		0.9leading···0.9lagging	
THD(RATED POWER)	<5%			
EFFICIENCY				
EFFICIENCY(HIGHEST)	97.30%			
MPPT EFFICIENCY	>99.5%			
NIGHT POWER CONSUMPTION	110mW			
ENVIRONMENT				
WORKING TEMP	-40~65℃			
WORKING HUMIDITY	0-100%			
PROTECTION CLASS	IP67	NEMA6		
SAFETY & EMC				
SAFETY STANDARDS	EN 62109-1:2010, EN 62109-2:2011 approved			
WITHSTAND VOLTAGE	I/P-O/P=4KVdc I/P-FG=0.8KVdc O/P-FG=4KVdc			
EMC EMISSION	Parameter	Standard		Test Level / Note
	Conducted emission	EN 301489-17V3.2.4, EN IEC 61000-6-3:2021		Class B
	Radiated emission	EN 301489-17V3.2.4, EN IEC 61000-6-3:2021		Class B
ELECTROMAGNETIC RESISTANCE	Parameter	Standard		Test Level / Note
	ESD	EN IEC 61000-6-1:2019, EN 301489-17V3.2.4		Level 3, 8KV air ; Level 2, 4KV contact
	RS	EN IEC 61000-6-1:2019, EN 301489-17V3.2.4		Level 3
	EFT	EN IEC 61000-6-1:2019, EN 301489-17V3.2.4		Level 2, 1KV
	Surge	EN IEC 61000-6-1:2019, EN 301489-17V3.2.4		Level 3, 2KV/Line-Line 2KV/Line-Earth
	Conducted	EN IEC 61000-6-1:2019, EN 301489-17V3.2.4		Level 3
	Magnetic Field	EN IEC 61000-6-1:2019, EN 301489-17V3.2.4		Level 3
OTHERS				
DC CONNECTOR TYPE	QC4			
COMMUNICATION	WiFi(2.4G)	PLC		
WEIGHT	3.4kg			
DIMENSION	268*250*46.5mm			
NOTE				
1. After connecting to the gateway, the output voltage of the US version can be adjusted to 208Vac, and the continuous output power is 832VA. ※Product Liability Disclaimer : For detailed information ,please refer to https://www.meanwell.com/serviceDisclaimer.aspx				

■ Mechanism Specification

(unit: mm, tolerance: ± 1 mm)



- 1: DC input 1 (+)
- 2: DC input 1 (-)
- 3: DC input 2 (+)
- 4: DC input 2 (-)
- 5: AC Output Terminal
- 6: WiFi Dongle (optional)
- 7: LED display

■ Light Color

	Flashing per 1 sec	Flashing per 2 sec	Flashing per 4 sec
Green light	WiFi Connected AC connected	WiFi Connected Inverter Standby	WiFi Connected Inverter Working
Red light	WiFi Connected AC disconnected	Inverter Alert	Inverter Alert
Orange light	WiFi not Connected AC connected	WiFi not Connected Inverter Standby	WiFi not Connected Inverter Working

APP MONITORING

Introduction to the main interface of the APP:

Through the APP, you can remotely monitor the power generation data and equipment status of the power station in real time, allowing you to grasp the operation status of the power station anytime and anywhere, and improve the operation and maintenance efficiency. Helping users manage their energy systems efficiently.



Green Energy APP download point:





■ Accessory List

※ Standard accessories

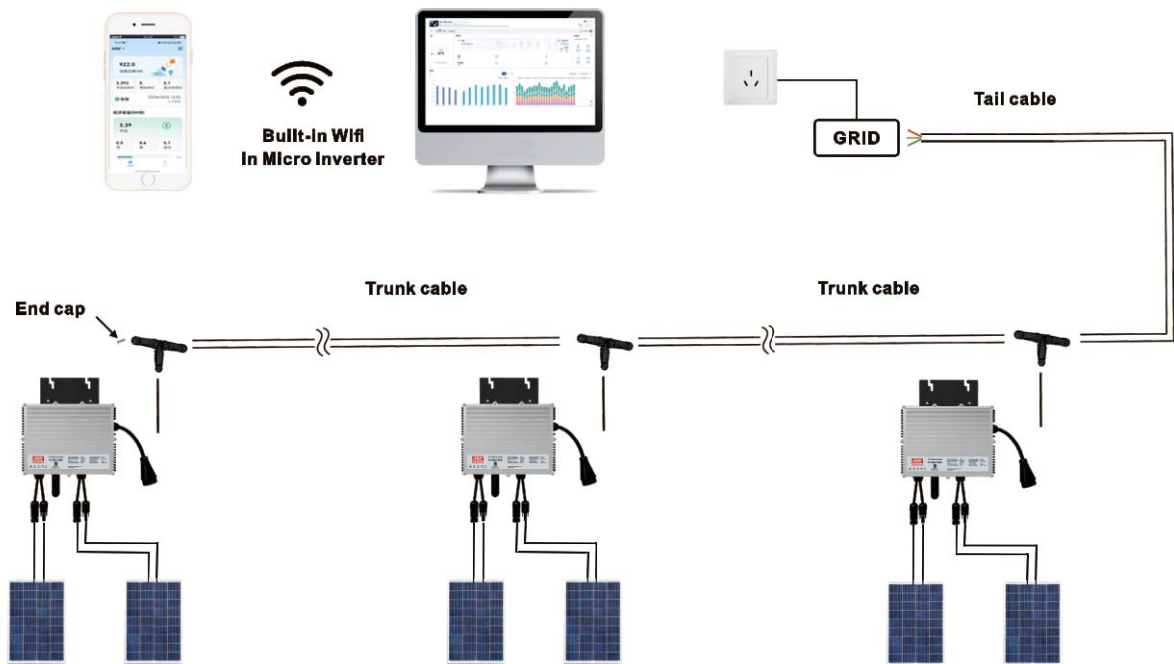


※ Optional accessories (Need to be ordered separately)

MW's Order NO.	Item	Description
PV-AC BUS-C		With Euro plug, AC output cable (The plug can be customized)
PV-AC BUS-T		Type T output bus
PV-SMG-001		PLC communication monitoring gateway
PV-SMNZ		Anti-backcurrent meter

TYPICAL APPLICATIONS

※ Rooftop photovoltaic system:



※ balcony photovoltaic system:

