



Test Report: TDR-480-48

480W Three Phase Industrial DIN RAIL with PFC Function

■ DESIGN VERIFY TEST

Output Function Test

Input Function Test

Protection Function Test

Component Stress Test

■ SAFETY & E.M.C. TEST

Safety Test

E.M.C. Test

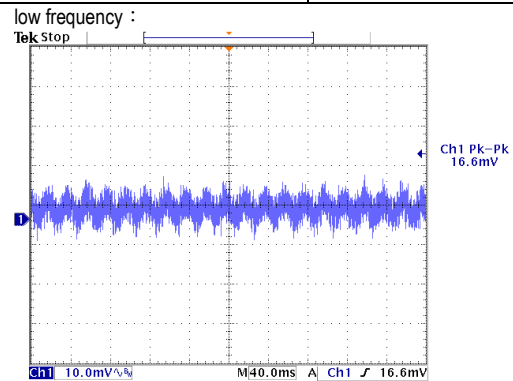
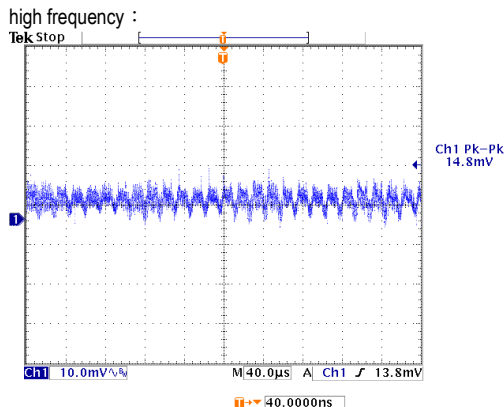
■ RELIABILITY TEST

ENVIRONMENT TEST

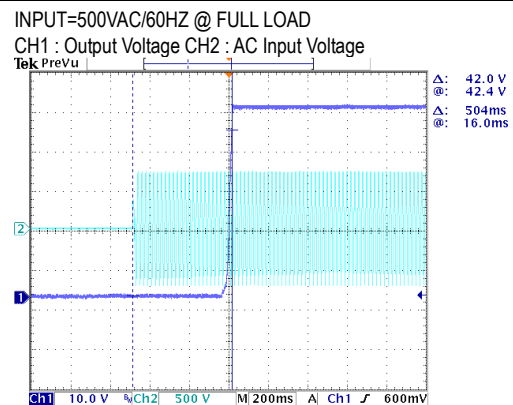
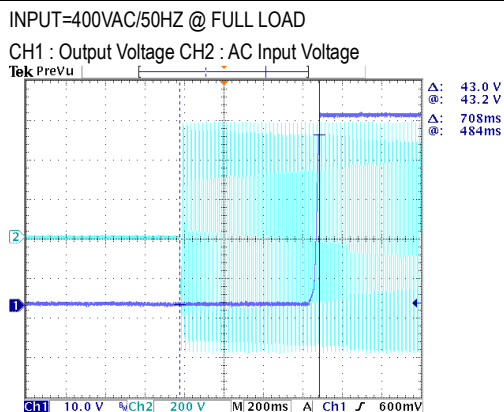
■ DESIGN VERIFY TEST

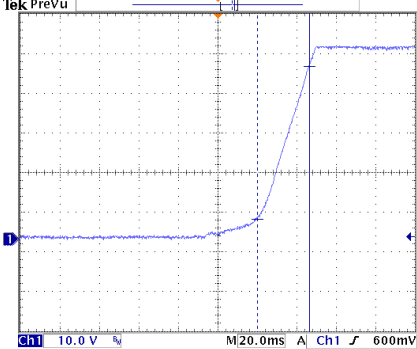
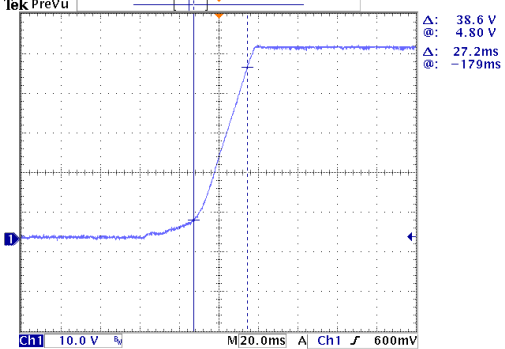
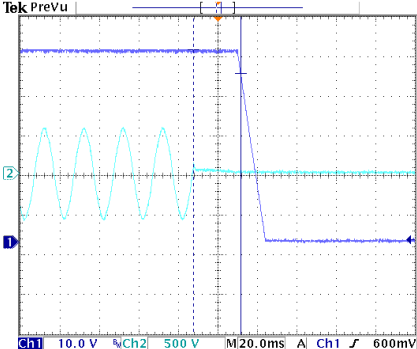
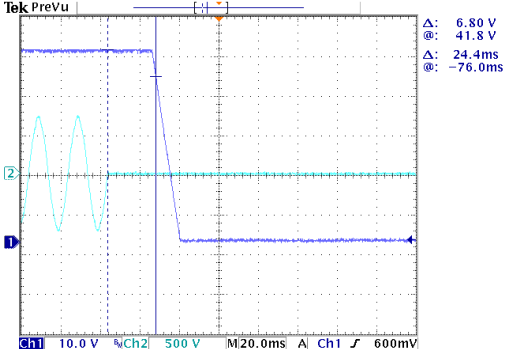
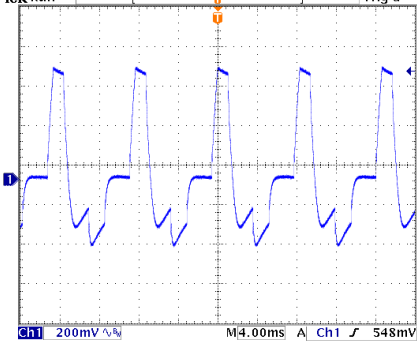
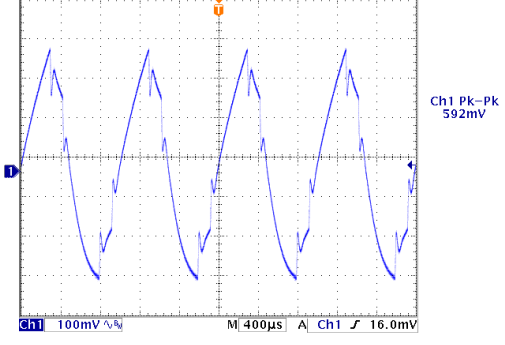
OUTPUT FUNCTION TEST

NO	TEST ITEM	SPECIFICATION	TEST CONDITION	RESULT
1	OUTPUT VOLTAGE ADJUST RANGE	CH1: 48 V~ 55 V	I/P : 400 VAC I/P : 500 VAC O/P : MIN LOAD Ta : 25°C	46.59V~ 57.59V/400VAC 46.58V~ 57.59V/500VAC
2	OUTPUT VOLTAGE(Max) TOLERANCE	V1: 1 %~ -1 %	I/P: 380VAC /550VAC O/P:FULL/ MIN. LOAD Ta:25°C	V1:-0.1411 %~0 .1411%
3	LINE REGULATION (Max)	V1: 0.5 %~ -0.5 %	I/P: 380VAC /550VAC O/P:FULL LOAD Ta:25°C	V1: 0%~ 0.0092%
4	LOAD REGULATION(Max)	V1: 1 %~ -1 %	I/P: 400VAC O/P:FULL ~MIN LOAD Ta:25°C	V1: - 0.1411%~ 0.1411%
5	OVER/UNDERSHOOT TEST	< ±5%	I/P: 400VAC O/P:FULL LOAD Ta:25°C	1.674%
6	RIPPLE & NOISE(Max)	V1: 150 mVp-p	I/P:400VAC O/P:FULL LOAD Ta:25°C	V1: 16.6mVp-p



7	SET UP TIME(Max)	400VAC/1200ms 500VAC/800ms	I/P : 400 VAC I/P : 500 VAC O/P : FULL LOAD Ta : 25°C	400VAC/708ms 500VAC/504ms
---	------------------	-------------------------------	--	------------------------------

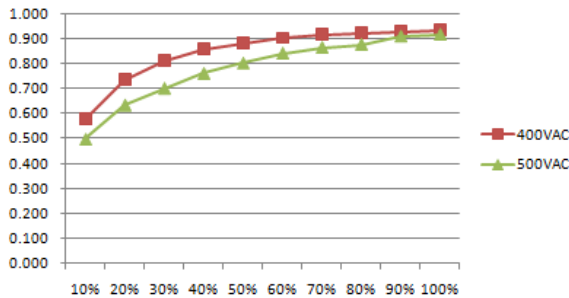


<p>8</p> <p>RISE TIME (Max)</p>	<p>400VAC/60ms 500VAC/60ms</p>	<p>I/P : 400 VAC I/P : 500 VAC O/P : FULL LOAD Ta : 25°C</p>	<p>400VAC/26.4ms 500VAC/27.2ms</p>
<p>INPUT=400VAC/50HZ @ FULL LOAD</p> <p>CH1 : Output Voltage</p> 		<p>INPUT=500VAC/60HZ @ FULL LOAD</p> <p>CH1 : Output Voltage</p> 	
<p>9</p> <p>HOLD UP TIME (Typ.)</p>	<p>400VAC/ 20ms 500VAC/ 20ms</p>	<p>I/P : 400 VAC I/P : 500 VAC O/P : FULL LOAD Ta : 25°C</p>	<p>400VAC/ 24.0ms 500VAC/ 24.4ms</p>
<p>INPUT=400VAC/50HZ @ FULL LOAD</p> <p>CH1 : Output Voltage CH2 : AC Input Voltage</p> 		<p>INPUT=500VAC/60HZ @ FULL LOAD</p> <p>CH1 : Output Voltage CH2 : AC Input Voltage</p> 	
<p>10</p> <p>DYNAMIC LOAD</p>	<p>V1: 4800 mVp-p</p>	<p>I/P: 400VAC O/P: (1)FULL /50% LOAD 50%DUTY / 120HZ (2)FULL /50% LOAD 50%DUTY / 1KHZ Ta:25°C</p>	<p>908mVp-p 592mVp-p</p>
<p>FULL /50% LOAD 50%DUTY / 120HZ</p> 		<p>FULL /50% LOAD 50%DUTY / 1KHZ</p> 	

INPUT FUNCTION TEST

NO	TEST ITEM	SPECIFICATION	TEST CONDITION	RESULT
1	INPUT VOLTAGE RANGE	340VAC~550VAC 480VDC~780VDC	I/P:TESTING O/P:FULL LOAD Ta:25°C	334VAC~550VAC 475VDC~780VDC
			I/P: LOW-LINE-3V=337 V HIGH-LINE+10V=560 V O/P:FULL/MIN LOAD (PLEASE CHECK DERATING CURVE) ON: 30 Sec OFF: 30 Sec 10MIN (POWER ON/OFF NO DAMAGE)	TEST:OK
2	INPUT FREQUENCY RANGE	47HZ ~63 HZ NO DAMAGE	I/P:340 VAC ~550 VAC O/P:FULL~MIN LOAD Ta:25°C	TEST:OK
3	INPUT CURRENT (Typ.)	400V/ 0.85A 500V/ 0.7A	I/P : 400 VAC I/P : 500 VAC O/P : FULL LOAD Ta : 25°C	I =0.793A/ 400VAC I =0.654A/ 500VAC
5	POWER FACTOR (Typ.)	0.9/ 400VAC 0.88/500VAC	I/P : 400 VAC I/P : 500 VAC O/P : FULL LOAD Ta : 25°C	PF=0.935/400VAC PF= 0.914/500VAC

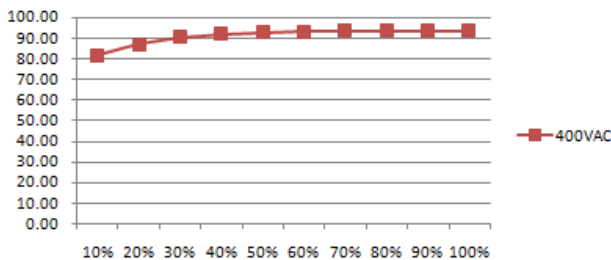
P.F vs LOAD



6	EFFICIENCY(Typ.)	93%	I/P:400 VAC O/P:FULL LOAD Ta:25°C	93.23%
---	------------------	-----	---	--------

EFFICIENCY vs LOAD

EFF



7	INRUSH CURRENT(Typ.)	400V/50A COLD START	I/P : 400 VAC O/P : FULL LOAD Ta : 25°C	I = 38 A/ 400VAC
---	----------------------	------------------------	---	------------------

INPUT=400VAC/50HZ @ FULL LOAD

CH1 : Input current (1V=1A)

8	LEAKAGE CURRENT	< 3.5	mA/530VAC For Touch	I/P:530 VAC O/P:MIN LOAD Ta:25°C	N1, N2, N3 and Earth: 1.45 mA

PROTECTION FUNCTION TEST

NO	TEST ITEM	SPECIFICATION	TEST CONDITION	RESULT
1	OVER LOAD PROTECTION	105 %~ 130 %	I/P: 550VAC I/P: 400VAC I/P: 380VAC O/P:TESTING Ta:25°C	119.3%/ 550VAC 119.3%/ 400VAC 119.3%/ 380VAC PROTECTION TYPE : Constant current limiting, unit will shut down after 3 sec.,re-power n to recover
2	OVER VOLTAGE PROTECTION	56V~65V	I/P: 550VAC I/P: 400VAC I/P: 340VAC O/P:MIN LOAD Ta:25°C	59.4V/ 550VAC 59.4V/ 400VAC 59.2V/ 340VAC PROTECTION TYPE : Shut down o/p voltage, re-power on to recover
3	OVER TEMPERATURE PROTECTION	Protection type : Shut down o/p voltage, recovers automatically after temperature goes down	I/P: 550VAC I/P: 340VAC O/P:FULL LOAD	O.T.P.Active Protection type : Shut down o/p voltage, recovers automatically after temperature goes down
4	SHORT PROTECTION	SHORT EVERY OUTPUT 1 HOUR NO DAMAGE	I/P: 550VAC I/P: 340VAC O/P: FULL LOAD Ta:25°C	NO DAMAGE PROTECTION TYPE : Constant current limiting, unit will shut down after 3 sec. ,re-power on to recover

COMPONENT STRESS TEST

NO	TEST ITEM	SPECIFICATION	TEST CONDITION	RESULT
1	PWM Transistor (D to S) or (C to E) Peak Voltage	Q1 Rated 20A/600 V	I/P:High-Line +3V =553V AC ON/OFF VDS: O/P: (1)Full Load (2)Output Short (3) Full Load Continue Ta:25°C	VDS: (1) 396V (2) 404V (3) 394V
2	P.F.C Transistor (D to S) or (C to E) Peak Voltage	Q902 Rated 12A/950 V	I/P:High-Line +3V =553 V AC ON/OFF O/P: (1)Full Load (2)Output Short (3)Full Load Continue Ta:25°C	VDS: (1) 824V (2) 820V (3) 812V

3	Diode Peak Voltage	Q100 Rated 30A/150V	I/P:High-Line +3V =553 V AC ON/OFF O/P: (1)Full Load (2)Output Short (3) Full Load Continue (4)BURST MODE(<u>15</u> % LOAD) Ta:25°C	Q100: VDS: (1)106V (2)9.16V (3)106V (4)105V
4	Input Capacitor Voltage	C905 Rated: :150 μ / 400V 105 °C	I/P:High-Line +3V =553V O/P: (1)Full Load input on/off (2) Min load input on /Off (3)Full Load /Min load Change (4)Full load continue Ta:25°C	(1)398V (2)406V (3)412V (4)398V
5	Control IC Voltage Test	PWM IC U2 Rated : 16V 8.85V(MIN.) PFC IC U901 Rated : 22 V -0.3V(MIN.)	I/P:High-Line +3V =553 V AC ON/OFF O/P(1)FULL LOAD (2) Output Short (3)O.L.P (4)O.V.P. (5)NO LOAD VR MIN LOW LINE Ta:25°C	(1) 14.5V (2) 15.0V (3) 14.9V (4) 13.1V (5) 13.0V (1)17.8V (2)17.6V (3)19.1V (4)15.2V (5)14.9V

SAFETY TEST

NO	TEST ITEM	SPECIFICATION	TEST CONDITION	RESULT
1	WITHSTAND VOLTAGE	I/P-O/P: 3KVAC/min I/P-FG :2KVAC/min O/P-FG:0.5KVAC/min	I/P-O/P: 3.6 KVAC/min I/P-FG: 2.4 KVAC/min O/P-FG:0.6 KVAC/min Ta:25°C	I/P-O/P:5.1mA I/P-FG:3.89mA O/P-FG:5.32m A NO DAMAGE
2	ISOLATION RESISTANCE	I/P-O/P:500VDC>100M Ω I/P-FG: 500VDC>100M Ω O/P-FG:500VDC>100M Ω	I/P-O/P: 500 VDC I/P-FG: 500 VDC O/P-FG: 500 VDC Ta:25°C	I/P-O/P: 9999M Ω I/P-FG: 9999M Ω O/P-FG:9999M Ω NO DAMAGE

E.M.C TEST

NO	TEST ITEM	SPECIFICATION	TEST CONDITION	RESULT
1	HARMONIC	EN61000-3-2 CLASS A	I/P:400VAC/50HZ O/P:FULL LOAD Ta:25°C	PASS Test by certified Lab
2	CONDUCTION	EN55022 CLASS B	I/P : 400 VAC (50HZ) O/P : FULL/50% LOAD Ta : 25°C	PASS Test by certified Lab
3	RADIATION	EN55022 1 CLASS B	I/P : 400 VAC (50HZ) O/P : FULL LOAD Ta : 25°C	PASS Test by certified Lab
4	E.S.D	EN61000-4-2 Din rail Model : AIR : 15KV / Contact : 8KV	I/P : 400 VAC/50HZ O/P : FULL LOAD Ta : 25°C	CRITERIA A



5	E.F.T	EN61000-4-4 INDUSTRY INPUT : 2KV	I/P : 400 VAC/50HZ O/P : FULL LOAD Ta : 25°C	CRITERIA A
6	SURGE	IEC61000-4-5 INDUSTRY L-N : 2KV L,N-PE : 4KV	I/P : 400 VAC/50HZ O/P : FULL LOAD Ta : 25°C	CRITERIA A
7	Test by certified Lab & Test Report Prepare			

■ **RELIABILITY TEST**

ENVIRONMENT TEST

NO	TEST ITEM	SPECIFICATION	TEST CONDITION	RESULT																																																																																																																																																									
1	TEMPERATURE RISE TEST	MODEL : TDR-480-24																																																																																																																																																											
		1. ROOM AMBIENT BURN-IN : 1 HRS I/P : 400VAC O/P : FULL LOAD Ta= 25.2°C																																																																																																																																																											
		2. HIGH AMBIENT BURN-IN : 1 HRS I/P : 400VAC O/P : FULL LOAD Ta= 45.2°C																																																																																																																																																											
				<table border="1"> <thead> <tr> <th>NO</th> <th>Position</th> <th>ROOM AMBIENT Ta=25.2°C</th> <th>HIGH AMBIENT Ta=45.2°C</th> </tr> </thead> <tbody> <tr><td>1</td><td>LF1</td><td>59.1°C</td><td>79.7°C</td></tr> <tr><td>2</td><td>T1</td><td>84.7°C</td><td>96.4°C</td></tr> <tr><td>3</td><td>L1</td><td>43.8°C</td><td>64.1°C</td></tr> <tr><td>4</td><td>L2</td><td>48.1°C</td><td>68.4°C</td></tr> <tr><td>5</td><td>L3</td><td>48.8°C</td><td>69.3°C</td></tr> <tr><td>6</td><td>ZR2</td><td>53.3°C</td><td>74.2°C</td></tr> <tr><td>7</td><td>D7</td><td>72.5°C</td><td>92.1°C</td></tr> <tr><td>8</td><td>D8</td><td>76.0°C</td><td>95.1°C</td></tr> <tr><td>9</td><td>D9</td><td>72.2°C</td><td>91.8°C</td></tr> <tr><td>10</td><td>C12</td><td>64.0°C</td><td>83.8°C</td></tr> <tr><td>11</td><td>LF2</td><td>62.7°C</td><td>82.9°C</td></tr> <tr><td>12</td><td>L191</td><td>77.8°C</td><td>97.9°C</td></tr> <tr><td>13</td><td>RY31</td><td>71.8°C</td><td>91.0°C</td></tr> <tr><td>14</td><td>C104</td><td>64.5°C</td><td>85.4°C</td></tr> <tr><td>15</td><td>Q100</td><td>62.3°C</td><td>82.5°C</td></tr> <tr><td>16</td><td>C51</td><td>67.8°C</td><td>87.7°C</td></tr> <tr><td>17</td><td>C5</td><td>61.8°C</td><td>81.7°C</td></tr> <tr><td>18</td><td>C42</td><td>61.6°C</td><td>81.4°C</td></tr> <tr><td>19</td><td>Q1</td><td>72.7°C</td><td>94.1°C</td></tr> <tr><td>20</td><td>C45</td><td>62.4°C</td><td>83.6°C</td></tr> <tr><td>21</td><td>C203</td><td>61.9°C</td><td>83.1°C</td></tr> <tr><td>22</td><td>RT1</td><td>56.5°C</td><td>77.1°C</td></tr> <tr><td>23</td><td>L8</td><td>58.6°C</td><td>79.3°C</td></tr> <tr><td>24</td><td>C910</td><td>60.3°C</td><td>81.0°C</td></tr> <tr><td>25</td><td>T902</td><td>73.0°C</td><td>93.5°C</td></tr> <tr><td>26</td><td>D912</td><td>65.7°C</td><td>87.7°C</td></tr> <tr><td>27</td><td>Q901</td><td>70.5°C</td><td>92.1°C</td></tr> <tr><td>28</td><td>L901</td><td>52.3°C</td><td>73.4°C</td></tr> <tr><td>29</td><td>D910</td><td>65.3°C</td><td>86.2°C</td></tr> <tr><td>30</td><td>C906</td><td>63.2°C</td><td>83.8°C</td></tr> <tr><td>31</td><td>C944</td><td>59.8°C</td><td>80.2°C</td></tr> <tr><td>32</td><td>C943</td><td>55.8°C</td><td>76.3°C</td></tr> <tr><td>33</td><td>C927</td><td>54.9°C</td><td>75.6°C</td></tr> <tr><td>34</td><td>C926</td><td>61.8°C</td><td>82.4°C</td></tr> <tr><td>35</td><td>TSW1</td><td>61.6°C</td><td>82.6°C</td></tr> <tr><td>36</td><td>U150</td><td>66.2°C</td><td>86.5°C</td></tr> <tr><td>37</td><td>U2</td><td>66.4°C</td><td>86.9°C</td></tr> </tbody> </table>	NO	Position	ROOM AMBIENT Ta=25.2°C	HIGH AMBIENT Ta=45.2°C	1	LF1	59.1°C	79.7°C	2	T1	84.7°C	96.4°C	3	L1	43.8°C	64.1°C	4	L2	48.1°C	68.4°C	5	L3	48.8°C	69.3°C	6	ZR2	53.3°C	74.2°C	7	D7	72.5°C	92.1°C	8	D8	76.0°C	95.1°C	9	D9	72.2°C	91.8°C	10	C12	64.0°C	83.8°C	11	LF2	62.7°C	82.9°C	12	L191	77.8°C	97.9°C	13	RY31	71.8°C	91.0°C	14	C104	64.5°C	85.4°C	15	Q100	62.3°C	82.5°C	16	C51	67.8°C	87.7°C	17	C5	61.8°C	81.7°C	18	C42	61.6°C	81.4°C	19	Q1	72.7°C	94.1°C	20	C45	62.4°C	83.6°C	21	C203	61.9°C	83.1°C	22	RT1	56.5°C	77.1°C	23	L8	58.6°C	79.3°C	24	C910	60.3°C	81.0°C	25	T902	73.0°C	93.5°C	26	D912	65.7°C	87.7°C	27	Q901	70.5°C	92.1°C	28	L901	52.3°C	73.4°C	29	D910	65.3°C	86.2°C	30	C906	63.2°C	83.8°C	31	C944	59.8°C	80.2°C	32	C943	55.8°C	76.3°C	33	C927	54.9°C	75.6°C	34	C926	61.8°C	82.4°C	35	TSW1	61.6°C	82.6°C	36	U150	66.2°C	86.5°C	37	U2	66.4°C	86.9°C	
		NO	Position	ROOM AMBIENT Ta=25.2°C	HIGH AMBIENT Ta=45.2°C																																																																																																																																																								
		1	LF1	59.1°C	79.7°C																																																																																																																																																								
		2	T1	84.7°C	96.4°C																																																																																																																																																								
		3	L1	43.8°C	64.1°C																																																																																																																																																								
		4	L2	48.1°C	68.4°C																																																																																																																																																								
		5	L3	48.8°C	69.3°C																																																																																																																																																								
		6	ZR2	53.3°C	74.2°C																																																																																																																																																								
		7	D7	72.5°C	92.1°C																																																																																																																																																								
		8	D8	76.0°C	95.1°C																																																																																																																																																								
		9	D9	72.2°C	91.8°C																																																																																																																																																								
		10	C12	64.0°C	83.8°C																																																																																																																																																								
		11	LF2	62.7°C	82.9°C																																																																																																																																																								
		12	L191	77.8°C	97.9°C																																																																																																																																																								
		13	RY31	71.8°C	91.0°C																																																																																																																																																								
		14	C104	64.5°C	85.4°C																																																																																																																																																								
		15	Q100	62.3°C	82.5°C																																																																																																																																																								
		16	C51	67.8°C	87.7°C																																																																																																																																																								
		17	C5	61.8°C	81.7°C																																																																																																																																																								
		18	C42	61.6°C	81.4°C																																																																																																																																																								
		19	Q1	72.7°C	94.1°C																																																																																																																																																								
		20	C45	62.4°C	83.6°C																																																																																																																																																								
		21	C203	61.9°C	83.1°C																																																																																																																																																								
		22	RT1	56.5°C	77.1°C																																																																																																																																																								
		23	L8	58.6°C	79.3°C																																																																																																																																																								
		24	C910	60.3°C	81.0°C																																																																																																																																																								
		25	T902	73.0°C	93.5°C																																																																																																																																																								
		26	D912	65.7°C	87.7°C																																																																																																																																																								
		27	Q901	70.5°C	92.1°C																																																																																																																																																								
		28	L901	52.3°C	73.4°C																																																																																																																																																								
		29	D910	65.3°C	86.2°C																																																																																																																																																								
		30	C906	63.2°C	83.8°C																																																																																																																																																								
		31	C944	59.8°C	80.2°C																																																																																																																																																								
		32	C943	55.8°C	76.3°C																																																																																																																																																								
		33	C927	54.9°C	75.6°C																																																																																																																																																								
34	C926	61.8°C	82.4°C																																																																																																																																																										
35	TSW1	61.6°C	82.6°C																																																																																																																																																										
36	U150	66.2°C	86.5°C																																																																																																																																																										
37	U2	66.4°C	86.9°C																																																																																																																																																										
2	OVER LOAD BURN-IN TEST	NO DAMAGE 1 HOUR (MIN)	I/P : 400 VAC O/P : 118 % LOAD Ta : 25°C	TEST : OK																																																																																																																																																									



3	LOW TEMPERATURE TURN ON TEST	TURN ON AFTER 2 HOUR	I/P : 550VAC/380VAC O/P : 100 % LOAD Ta= -30 °C	TEST : OK
4	HIGH HUMIDITY HIGH TEMPERATURE HIGH VOLTAGE TURN ON TEST	AFTER 12 HOURS IN CHAMBER ON CONTROL 50 °C NO DAMAGE	I/P : 550 VAC O/P : FULL LOAD Ta= 50 °C HUMIDITY= 95 %R.H	TEST : OK
5	TEMPERATURE COEFFICIENT	± 0.03 %/°C(0~50°C)	I/P : 400 VAC O/P : FULL LOAD	± 0.0108 %/°C(0~50°C)
6	STORAGE TEMPERATURE TEST	1. Thermal shock Temperature : -40°C~ +85°C 2. Temperature change rate : 25°C / MIN 3. Dwell time low and high temperature : 30 MIN/EACH 4. Total test cycle : 5 CYCLE 5. Input/Output condition : STATIC		OK
7	THERMAL SHOCK TEST	1. Thermal shock Temperature : -30°C~ +70°C 2. Temperature change rate : 25°C / MIN 3. Dwell time low and high temperature : 30 MIN/EACH 4. Total test cycle : 10 CYCLE 5. Input/Output condition : 400VAC/Full Load AC ON/OFF TEST turn on 58sec : turn off 2sec		OK
8	VIBRATION TEST	1 Carton & 1 Set (1) Waveform : Sine Wave (2) Frequency : 10~500Hz (3) Sweep Time : 10min/sweep cycle (4) Acceleration : 2G (5) Test Time : 60min in each axis (X.Y.Z) (6) Ta : 25°C		TEST : OK
9	CAPACITOR LIFE CYCLE	SUPPOSE C 105 IS THE MOST CRITICAL COMPONENT (1) I/P : 400VAC O/P : FULL LOAD Ta= 25 °C LIFE TIME (2) I/P : 400VAC O/P : FULL LOAD Ta= 50 °C LIFE TIME (3) I/P : 400VAC O/P : 75% LOAD Ta= 50 °C LIFE TIME (4) I/P : 400VAC O/P : 50% LOAD Ta= 50 °C LIFE TIME		(1) 220920HRS (2) 36688HRS (3) 73755HRS (4) 126175HRS
10	MTBF	Conducted by Parts Stress Analysis Prediction 1174.0K hrs min. Telcordia SR-332 (Bellcore) ; 108.3K hrs min. MIL-HDBK-217F (25°C)		
11	DMTBF/Accelerated Life Test	Demonstration Mean Time Between Failure (Expected Life): Above 30,000 hours @ TA 50°C		

TEST RESULT	TESTER	REVIEW	APPROVAL
PASS	FRANK	GESG	WANGDZ

2007/3/20 A50-S014